




# Thank you for downloading!!

If you find this resource helpful, please leave a review!

It really helps grow this small business so we can share the joy of science with as many students as possible.

Visit our social media accounts for free and fun educational resources!



<https://www.simonscientificllc.com/>

## Terms of Use:



By downloading this resource, you agree that the contents are the property of Simon Scientific<sup>™</sup> and is licensed to you only for your classroom or personal use.


**You MAY:** Share this with your own classroom and students in print, or online classroom platforms. You may share a link for purchase if you think this resources is beneficial for other students and educators.


**You MAY NOT** post any component of this document online for free or for sale.


# Build an Eiffel Tower


1. Print the 4 images of the Eiffel Tower.
2. Decorate as you choose.
3. Glue the images to cardboard.
4. Cut out the pieces of the Tower. You can experiment with cutting more or less holes to see if the tower is more stable in a wind tunnel or in front of a fan.
5. Use hot glue to assemble the 4 pieces of the tower together.











**FREE DOWNLOAD**

